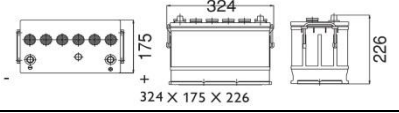
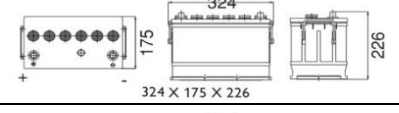
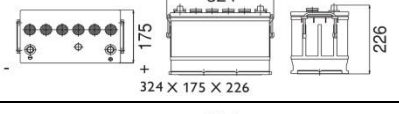
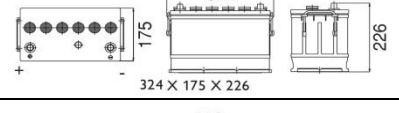
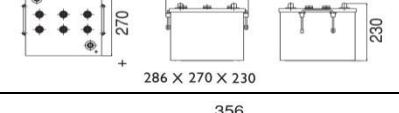


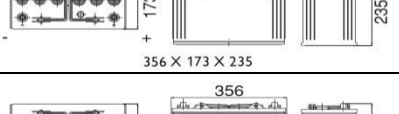


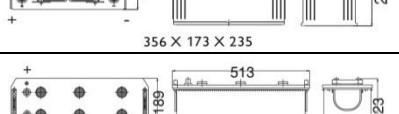
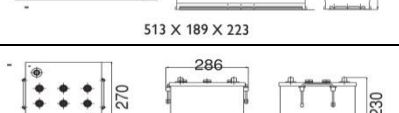
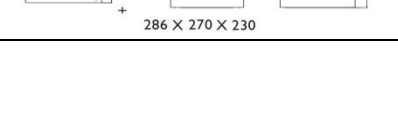




## A-B-C SERİ / A-B-C SERIES

CODE	Ah	CCA A(EN)	TERMINAL LAYOUT	HOLD DOWN	BOX	INDICATOR	DIEMENSION (L x W x H)
MF90H3-0	90	740	0	B03	H3	+	 324 X 175 X 226
MF90H3-1	90	740	1	B03	H3	+	 324 X 175 X 226
MF100H3-0	100	780	0	B01	H3	+	 324 X 175 X 226
MF100H3-1	100	780	1	B01	H3	+	 324 X 175 X 226
MF100D7 NATO	100	780	2	B00	D7 NATO	+	 286 X 270 X 230
MF105D2-0	105	820	0	B03	D2	+	 356 X 173 X 235
MF105D2-1	105	820	1	B03	D2	+	 356 X 173 X 235
MF110D2-0	110	850	0	B01	D2	+	 356 X 173 X 235
MF110D2-1	110	850	1	B01	D2	+	 356 X 173 X 235
MF115D2-0	115	880	0	B01	D2	+	 356 X 173 X 235
MF115D2-1	115	880	1	B01	D2	+	 356 X 173 X 235
MF12012D1	120	900	3	B03	12D1	+/-	 513 X 189 X 223
MF125D7 NATO	125	800	2	B00	D7 NATO	+/-	 286 X 270 X 230

<b>MF128D3</b>	128	900	0	B01	D3	+/-	<p>358 X 175 X 280</p>
<b>MF13512D1-0</b>	135	950	3	B03	12D1	+/-	<p>513 X 189 X 223</p>
<b>MF15012D2-0</b>	150	1000	3	B0	12D2	+/-	<p>502 X 218 X 235</p>
<b>MF165D5-0</b>	165	1100	3	B0	D5	+/-	<p>510 X 218 X 235</p>
<b>MF180D5-0</b>	180	1150	3	B0	D5	+/-	<p>510 X 218 X 235</p>
<b>MF190D5-0</b>	190	1200	3	B0	D5	+/-	<p>510 X 218 X 235</p>
<b>MF200D6</b>	200	1250	3	B0	D6	-	<p>518 X 276 X 245</p>
<b>MF210D6</b>	210	1300	3	B0	D6	-	<p>518 X 276 X 245</p>
<b>MF225D6</b>	225	1350	3	B0	D6	-	<p>518 X 276 X 245</p>
<b>MF240D6</b>	240	1400	3	B0	D6	-	<p>518 X 276 X 245</p>